

Wolters Kluwer/Ovid

OPEN ACCESS
y RECURSOS
PARA EL USUARIO




Wolters Kluwer

*XIV Workshop
REBIUN de Proyectos
Digitales*

Erica Artale

Marzo 2015

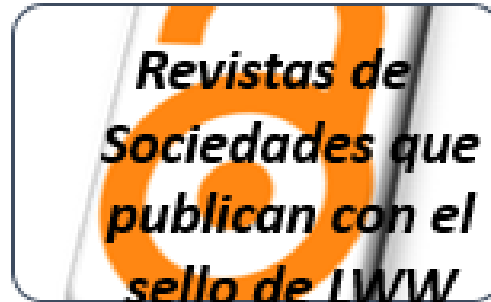


WOLTERS KLUWER

Lippincott Williams & Wilkins

OPEN ACCES

Wolters Kluwer atiende a las demandas globales de “Open Access” a través de tres canales principales

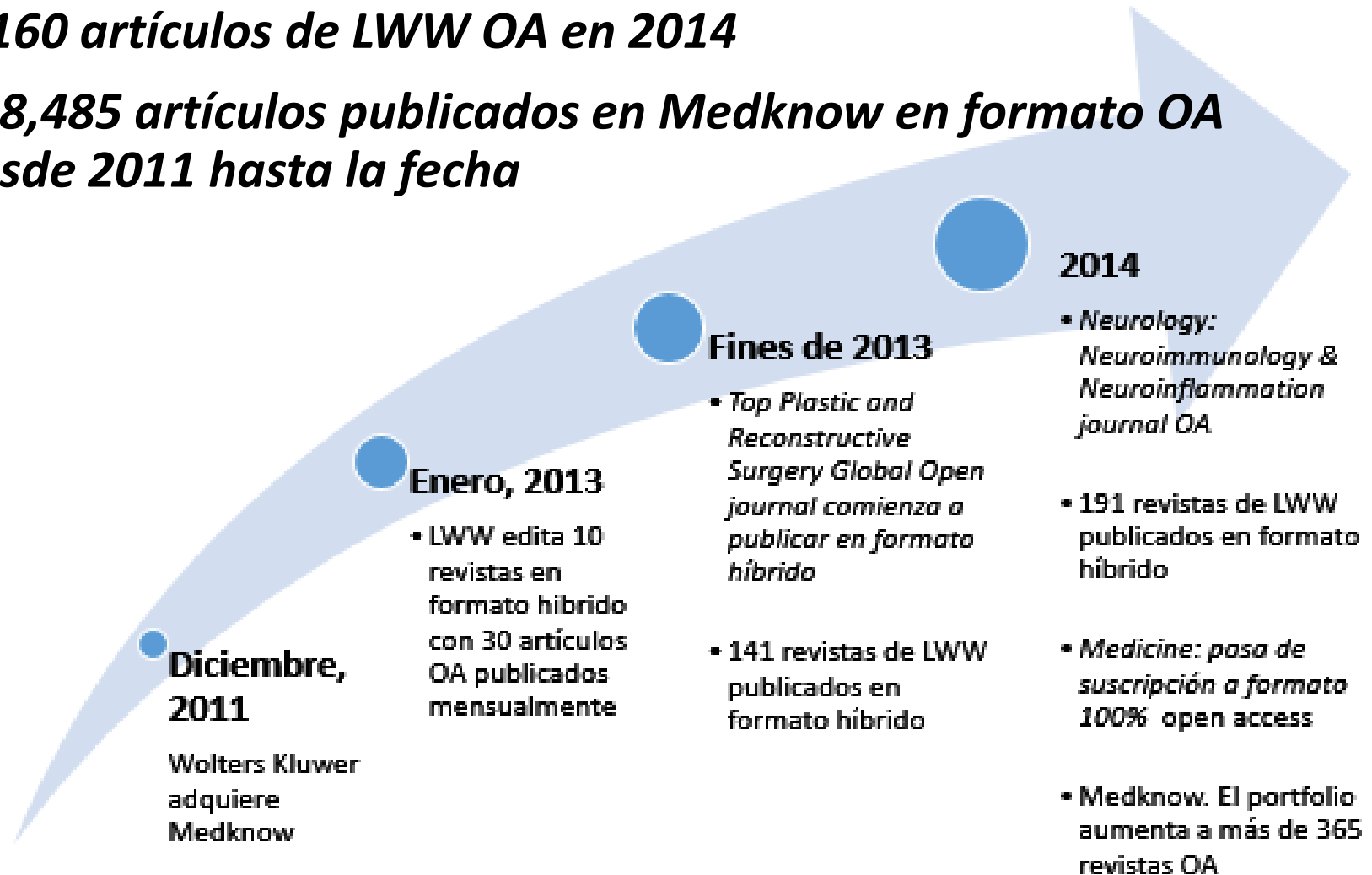


Evolución de Wolters Kluwer hacia el Open Access

364 artículos de LWW publicados en OA en 2013

1,160 artículos de LWW OA en 2014

118,485 artículos publicados en Medknow en formato OA desde 2011 hasta la fecha



Medicine: ANTES



- Acceso a través de suscripción
- Tradicionalmente disponible en formato papel y online
- Contenido
 - 166 submissions in 2013
 - 18% de tasa de aceptación
- Publicaciones centradas en revisiones detalladas con un limitado rango de áreas terapéuticas
- 2013 Impact Factor: 4.867*

Medicine: AHORA



- Volumen de contenido alto
- Acceso únicamente Online
- Foco en la publicación de artículos originales de investigación clínica
- Cubre una alta gama de especialidades
- Todo el contenido es “gold” open access

Misión editorial: publicar contenido que es científico, técnica y éticamente correctos, y acorde con las guías de reporting estandar.

Medknow

Adquirida por Wolters Kluwer Health en 2011, Medknow ofrece servicios de publicación de acceso abierto de revistas internacionales, de sociedades y asociaciones

- Contiene 365 publicaciones profesionales de la salud para médicos, enfermeras y estudiantes
- Revistas de calidad superior, revisadas por pares y cada revista con su propio sitio web
- Cubre una amplia gama de temas en más de 40 categorías, entre ellas; Odontología, Salud Pública, Ciencias Farmacéuticas y Oncología
- Indexadas en un gran número de bases de datos bibliográficas como Embase, PubMed, Science Citation Index, CINAHL
- 20 revistas publicadas en Medknow tienen actualmente Factor de Impacto* Más de 118.000 artículos de texto completo
- Más de 66.000 manuscritos presentados en 2014
- Casi 4 millones de artículos descargados en enero 2015

Revistas destacadas publicadas en Medknow

■ **Neurology India**

Publicado en nombre de Neurological Society of India

Cobertura – 1953-presente

Factor de Impacto: 1.084*

■ **Indian Journal of Pharmacology**

Publicado en nombre de Indian Pharmacological Society

Cobertura – 1969-presente


Factor de Impacto: 0.679*

■ **Saudi Journal of Gastroenterology**

Publicado en nombre de Saudi Gastroenterology Association

Cobertura 1995-presente

Factor de Impacto: 1.221*



OvidOpenAccess



“Acceso libre sin restricción de uso”

Una solución de búsqueda conveniente

The screenshot displays the OvidSP search results interface. On the left, the 'Search Information' panel shows the search terms used: recurrent, relapse recurrence, recur, shoulder, biopsy joint structure, shoulder, shoulder, shoulder anatomy, and anterior dislocation. It also indicates 9171 results returned and a sort order of SCORE. The main results area shows two entries, both with a relevance of five stars. The first entry is 'Prevalence Comparison of Accompanying Lesions Between Primary and Recurrent Anterior Dislocation in the Shoulder' by Kim, Doo-Sup MD et al., published in the American Journal of Sports Medicine. The second entry is 'Quantitative assessment of thinning of the subscapularis tendon in recurrent anterior dislocation of the shoulder by use of magnetic resonance imaging' by Tuoheti, Yilihamu MD et al., published in the Journal of Shoulder & Elbow Surgery. On the right, a red-bordered box highlights the 'OPEN ACCESS RESULTS' section, which lists two full-text articles: 'Modified Boytchev procedure for treatment of recurrent anterior dislocation of shoulder' and 'Twelve years' experience of the mini-Bankart repair for recurrent anterior dislocation of the shoulder'. Each result has a list of options: Ovid Full Text, Table of Contents, Abstract Reference, Complete Reference, Find Similar, and Find Citing Articles.

Busque contenido Open Access y suscripto en una sola búsqueda.– viendo los resultados en 2 columnas adyacentes.

Veá más resultados Open Access

OPEN ACCESS RESULTS

Modified Boytchev procedure for treatment of recurrent anterior dislocation of shoulder

Garg, Anant Kumar Ayan, Saankritya Keshari, Vikas Kundu, Debi Mukhopadhyay, Kiran Kumar Acharyya, Biplab

Twelve years' experience of the mini-Bankart repair for recurrent anterior dislocation of the shoulder

Cooney, Alan Sinha, Satyajit Craig Campbell, Alexander

Clinical results and motion analysis following arthroscopic anterior stabilization of the shoulder using bioknotless anchors

Cooke, Stephen Ennis, Owain Majeed, Haroon Rahmatalla, Aziz Kathuria, Vinod Wade, Roger

Innovative use of computer-assisted tomography in the management of an irreducible anterior shoulder dislocation

Nandra, Rajpal S. Uppal, Harpal Matharu, Gulraj Brooks, Stuart Srinivasan, Kapakuntra

Irreducible anterior and posterior dislocation of the shoulder due to incarceration of the biceps tendon

Day, Michael S. Epstein, David M. Young, Brett H. Jazrawi, Laith M.

View All Open Access Results

OvidSP

Results Tools Options

All Select Range

Print Email Export Add to My Projects

Search Information

Clear Selected View: Title Citation Abstract 10 Per Page 4 GO

Previous Next

Back to OvidSP

OPEN ACCESS RESULTS

Relevance: ★★★★★

4. Innovative use of computer-assisted tomography in the management of an irreducible anterior shoulder dislocation

Nandra, Rajpal S.; Uppal, Harpal; Matharu, Gulraj; Brooks, Stuart; Srinivasan, Kapakuntra.

International Journal of Shoulder Surgery. 5(3):77-80, Jul-Sep, 2011. [Case Report]

AN: 0973-6042-05030-00004

View Abstract

+ My Projects

Relevance: ★★★★★

5. Irreducible anterior and posterior dislocation of the shoulder due to incarceration of the biceps tendon

Day, Michael S.; Epstein, David M.; Young, Brett H.; Jazrawi, Laith M..

International Journal of Shoulder Surgery. 4(3):83-85, Jul-Sep, 2010. [Case Report]

AN: 0973-6042-04030-00006

View Abstract

+ My Projects

Relevance: ★★★★★

6. Modified Boytchev procedure for treatment of recurrent anterior dislocation of shoulder

Abstract Reference Complete Reference Full Text

You searched:

Recurrent Anterior Dislocation of the Shoulder {Including Limited Related Terms}

- Search terms used:

- recurrent
- recurrences
- relapse recurrence
- recur
- shoulder
- biopsy joint structure
- shoulder
- shoulder
- shoulder anatomy
- anterior dislocation

Search Returned: 1339 results

Sort By: SCORE

Customize Display

Filter By

Add to Search History

+Selected Only(0)

- Relevancy All Stars

Con un rápido clic podrá ver todos los resultados en Open Access en OvidOpenAccess ; añade los resultados a Mis Proyectos



WOLTERS KLUWER

Recursos para el USUARIO

Servicios, Formación, personalización y herramientas

Ovid:



- Videos y contenidos disponibles a través del portal de formación en Castellano:
- <http://access.ovid.com/training/language/spanish/>
- Presentaciones a su disposición en *PowerPoint* con diversa temática de formación: :
- <http://access.ovid.com/training/language/spanish/materials/>
- Para facilitar documentación al usuario disponemos de Guías de uso, tarjetas de información básica y otros documentos:
- [http://resourcecenter.ovid.com/site/pdf/osp3/QRC translations/QRC OvidSP ES.pdf](http://resourcecenter.ovid.com/site/pdf/osp3/QRC%20translations/QRC%20OvidSP%20ES.pdf)
- [http://resourcecenter.ovid.com/site/pdf/osp3/QRC translations/MyProjectsQRC hi res images ES.pdf](http://resourcecenter.ovid.com/site/pdf/osp3/QRC%20translations/MyProjectsQRC%20hi%20res%20images%20ES.pdf)
- [http://resourcecenter.ovid.com/site/pdf/osp3/QRG Booklet translations/QRG OvidSP ES.pdf](http://resourcecenter.ovid.com/site/pdf/osp3/QRG%20Booklet%20translations/QRG%20OvidSP%20ES.pdf)
- Más documentación en *PDF* en Español:
- <http://demo.ovid.com/demo/documents/>
- Sesiones grabadas en Internet:
- <http://www.ovid.com/site/support/training.jsp#tabs10>
- Canal Ovid en *YouTube*:
- <https://www.youtube.com/user/OvidWoltersKluwer>

Y por supuesto... support@ovid.com

content + tools + services

LANDING PAGE



- Organice y visualice en una sola pantalla todos los Recursos disponibles en su biblioteca.
- Los usuarios podrán acceder a estos contenidos con un solo clic

The screenshot shows a web browser displaying the landing page for Acland's Video Atlas of Human Anatomy. The page features the Wolters Kluwer Health and Ovid logos at the top. A prominent blue button says "Click here to access: Acland's Video Atlas of Human Anatomy". Below this, the text "Acland's Video Atlas of Human Anatomy" is followed by the phrase "content + tools + services" in large, colorful letters. A paragraph of text describes the product as an optimal anatomical learning solution, mentioning Dr. Robert Acland. A bulleted list highlights key features: coverage of various body regions, independent student viewing with Q&A and quizzes, 3D muscle function demonstrations, and PDF transcript downloads. The footer includes the copyright notice "© 2015 Ovid Technologies, Inc. All Rights Reserved." and the website "www.ovid.com".

Logo de su institución

Ovid access Wolters Kluwer

Your logo

Journals A-

OvidSP Qui

OvidSP Qui

OvidSP Onl

Online Trai

webex Regis

For i

Or c

Wolters Kluwer Health

Ovid

Click here to access:
Acland's Video Atlas of Human Anatomy

Help Links

Acland's Video Atlas of Human Anatomy

content + tools + services

Acland's Video Atlas of Human Anatomy is the optimal anatomical learning solution. Watch and listen to world-renowned anatomist Dr. Robert Acland – Professor Emeritus of Surgery, University of Louisville School of Medicine – as he shows and explains anatomical movement within each region of the body - covering bones, muscles, tendons, organs and more. Why Acland's Video Atlas of Human Anatomy?

- Coverage includes upper extremity, lower extremity, trunk, head & neck and internal organs; plus, brand new ground-breaking inner ear content
- Allow students independent, frequent viewing for review, self-assessment and practical exam preparation - as well as track their performance using interactive Q&A and timed or review quizzes
- Demonstrate muscle function in 3D to colleagues, staff, and patients
- Download PDF transcripts for use in teaching guides and patient handouts

content + tools + services

www.ovid.com

© 2015 Ovid Technologies, Inc. All Rights Reserved. Ovid® is a registered trademark of Ovid Technologies, Inc. and cannot be reproduced without permission.

Libros en Optometría y Oftalmología

© 2014 Ovid Technologies, Inc. All Rights Reserved. Ovid® is a registered trademark of Ovid Technologies, Inc. and cannot be reproduced without permission.

WIDGETS a la medida

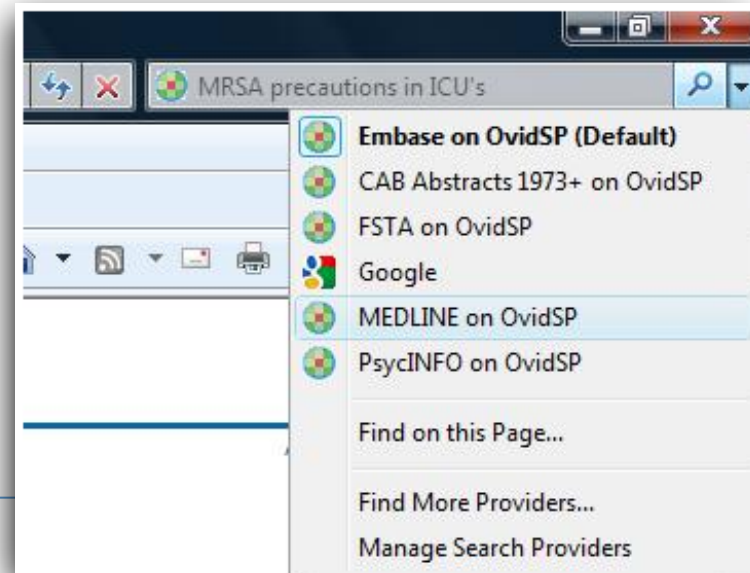
Insertar un widget en la intranet de la biblioteca puede ayudar a que su sitio web una más herramienta de investigación y acceso eficaz.
 Sus usuarios pueden seleccionar un recurso de Ovid y realizar una búsqueda en un solo clic!

Establezca su base de datos, revista preferida o libro favorito, configure un **acceso directo** a su navegador de internet y lleve a cabo una búsqueda en Ovid

http://resourcecenter.ovid.com/site/resources/library_tools_widgets.jsp#2

Ejemplos:

<http://demo.ovid.com/demo/ovidspools/>



WIDGETS a la medida



Top Articles Widget. La herramienta Artículos Top muestra los artículos más vistos en Journals@Ovid por mes, por revista y por área temática. Ayuda a los usuarios a mantenerse al día con las últimas tendencias en su área de investigación mediante el establecimiento de un enlace a Top Articles en su sitio web de la biblioteca.

<http://ovidspstats.ovid.com/toparticles>

Wolters Kluwer Health | OvidSP

Select a Month
June 2014

Select a Subject
<All>

Select a Journal
<All>

June 2014 Top Articles

- Savvy answers to tough interview questions.**
Hathaway, Lisa; RN, BSN
Nursing
AN: 00152193-200501001-00007
January 2005
- Complications of peripheral I.V. therapy.**
Nursing Made Incredibly Easy!
AN: 00152258-200801000-00004
January/February 2008
- Nurses, Negligence, and Malpractice: An analysis based on more than 250 cases against nurses.**
Croke, Eileen; EdD, ANP
AJN, American Journal of Nursing
AN: 00000446-200309000-00017
September 2003

TOP ARTICLES in Journals@Ovid

WIDGETS a la medida

Expert Searches in Current Topics: E.Coli

+ Escherichia coli O157 - MEDLINE

Launch Ovid Expert Search

+ E. Coli Infections - MEDLINE

Launch Ovid Expert Search

+ E. Coli and hemolytic-uremic
syndrome - MEDLINE





















+ Shiga-Toxigenic Escherichia coli -
MEDLINE

Búsquedas EXPERTAS!

Expertos enlaces de la búsqueda que llevan a los usuarios directamente a los resultados deseados con un solo clic recogiendo los últimos resultados de campo de su institución de investigación.

http://www.ovid.com/site/resources/index_expert_search.jsp

Search History (4 searches) (close) View Saved

<input type="checkbox"/>	# ▲	Searches	Results	Search Type	Actions
<input type="checkbox"/>	1	Escherichia coli O157.sh.	5560	Advanced	    
<input type="checkbox"/>	2	limit 1 to humans	2702	Advanced	    
<input type="checkbox"/>	3	2 not (letter or editorial).pt.	2562	Advanced	    
<input type="checkbox"/>	4	limit 3 to english language	2330	Advanced	    

Remove Selected | Save Selected | Combine selections with: RSS

Save Search History

WIDGETS a la medida

Browse Cochrane DSR on OvidSP



A widget for browsing Cochrane DSR on OvidSP. It features a QR code on the right and a small image of hands typing on a laptop on the left.

OvidSP Journals Books MEDLINE All

Enter your question... Search



A search widget for OvidSP. It includes radio buttons for Journals, Books, MEDLINE, and All. Below the search bar are three icons representing different content types: Journals@Ovid, Books@Ovid, and Primal Pictures@Ovid.

以英文及中文檢索中醫藥書籍

Enter your English search terms

請輸入中文檢索詞

搜尋



A search widget for Wolters Kluwer. It has two search input fields, one for English and one for Chinese. Below the fields is a search button and the Wolters Kluwer logo.


Bates' Visual Guide to Physical Examination

BATES' VISUAL GUIDE TO Physical Examination



A widget for Bates' Visual Guide to Physical Examination. It features a blue and yellow header with the title and three small images showing physical examination techniques.

Books@Ovid OvidSP



A widget for Books@Ovid. It features a colorful bar chart graphic and the text 'Books@Ovid OvidSP'.

TOP ARTICLES in Journals@Ovid



A widget for TOP ARTICLES in Journals@Ovid. It features a colorful bar chart graphic and the text 'TOP ARTICLES in Journals@Ovid'.

JBIEBP Resources on Ovid

Search for: Search


Publication Types: All Subject Area Nodes: All



A search widget for JBIEBP Resources on Ovid. It includes a search bar, a search button, and two dropdown menus for Publication Types and Subject Area Nodes.

Ovid LinkSolver

Find a journal: Search for a journal title or ISSN



A widget for Ovid LinkSolver. It features a search bar with the text 'Find a journal: Search for a journal title or ISSN' and a play button icon.

OvidSP PERSONAL ACCOUNT LOGIN

Personal Account ID:

Personal Password:

Start OvidSP >



A login widget for OvidSP. It includes input fields for Personal Account ID and Personal Password, and a 'Start OvidSP >' button.

MEDLINE® on OvidSP

Enter your question in natural language

Search MEDLINE

PsycINFO® on OvidSP

Enter your question in natural language

Search PsycINFO

Embase on OvidSP

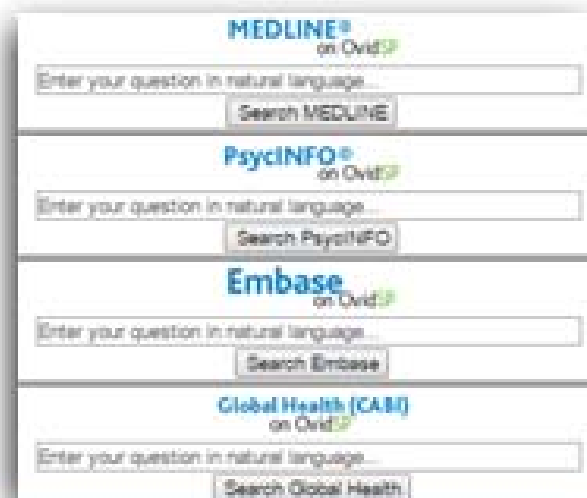
Enter your question in natural language

Search Embase

Global Health (CABI) on OvidSP

Enter your question in natural language

Search Global Health



A stack of four search widgets. Each widget has a search bar, a search button, and the name of the database: MEDLINE, PsycINFO, Embase, and Global Health (CABI).

Gracias

Erica Artale
Regional Sales Manager
Wolters Kluwer
(+34) 914 186275 tel
(+34) 626 11 5158 móvil
erica.artale@wolterskluwer.com
www.wolterskluwerhealth.com
www.ovid.com
www.lww.com
www.medknow.com


OvidToday™



Learn about Ovid's new journal iPad® app


Visit www.ovid.com/ovidtoday

Bates' Visual Guide to Physical Examination



- Available From Your Ovid Rep

Head-to-Toe and Systems-Based Physical Assessment and Clinical Reasoning Skills Videos
Ask about a free trial today!



VISIBLE BODY